



# PCF Advisory Board Meeting

April 9, 2024

## Agenda

- Call to Order – Roll call/Approval of Agenda and Minutes
- Report on PCF Status
  - Number of Participants and Change
  - Expenses
  - Surcharges Collected
  - Balance Sheet
- Report on Experience Rating Plan for Hospitals and Outpatient Facilities
- Update Regarding 2024 Legislative Session and Impact on PCF
- Discuss Rate Hearing Schedule
- Public Comment
- Adjournment

# REPORT ON PCF STATUS

## PCF Participating Carriers

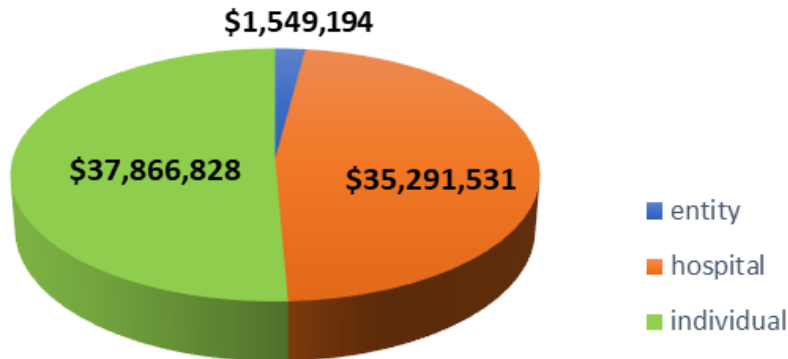
- 11 Participating Carriers in 2023
- NCMIC (Chiropractors) no longer active in New Mexico

Carrier	Surcharge
ProSelect Insurance Company	\$ 32,980,535
AEIX	\$ 26,277,226
The Doctors Company	\$ 8,328,943
Medical Protective Group	\$ 3,834,222
MagMutual Insurance Company	\$ 1,248,854
Norcal Group	\$ 725,645
Lone Star Alliance	\$ 706,110
California Medical Group Insurance Co.	\$ 363,848
Applied Medico Solutions/Thorson Insurance	\$ 205,169
Locum Tenens Consulting for The Doctors Company	\$ 32,931
Liberty Insurance Underwriters Inc.	\$ 4,068
<b>Total Surcharges 2023</b>	<b>\$ 74,707,553</b>

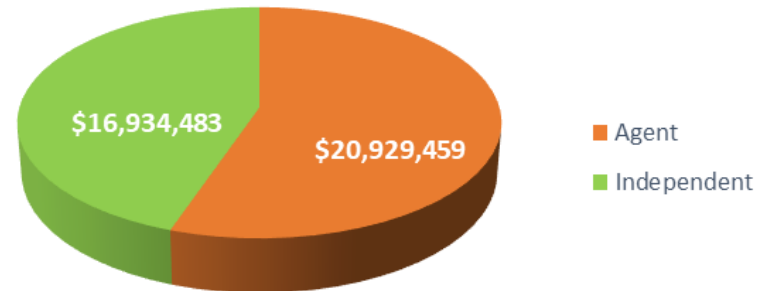
## Report on PCF Status – 2023 year-end

- PCF Participants include 16 hospitals and outpatient health care facilities, 362 group entities and 5,313 individual providers.
- Total of \$74,707,553 in surcharges

### Surcharge by Provider Type



### Breakdown of Individual Providers



## Hospital Surcharges – 2023 vs. 2024 YTD

- Hospitals: all 16 renewed
- Total of \$35,506,480 in 2023 and \$54,144,778 in 2024 YTD

Entity	2023 Surcharge	2024 Surcharge
Carlsbad Medical Center LLC	\$ 1,671,087	\$ 1,743,224
Covenant Hospital Hobbs	\$ 928,743	\$ 1,003,459
Deming Hospital Corporation	\$ 564,451	\$ 1,114,075
Encompass Health Rehabilitation Hospital of Albuquerque	\$ 320,400	\$ 347,402
Las Cruces Medical Center LLC	\$ 1,671,087	\$ 6,295,421
Las Cruces Surgery Center LP	\$ 1,671,087	\$ 112,796
Lovelace Health System LLC	\$ 6,002,705	\$ 6,816,756
Lovelace UNM Rehabilitation Hospital LLC	\$ 460,253	\$ 742,591
New Mexico Heart Institute	\$ 482,725	pending
Otero County Hospital Association	\$ 713,793	\$ 2,462,600
PHC-Las Cruces Inc	\$ 1,431,833	\$ 4,037,253
PHC-Los Alamos Inc	\$ 1,431,833	\$ 499,039
Presbyterian Healthcare Services	\$ 13,051,531	\$ 21,450,569
Roswell Hospital Corporation	\$ 1,671,087	\$ 2,541,619
San Miguel Hospital Corporation	\$ 300,072	\$ 468,637
St Vincent Hospital	\$ 2,918,844	\$ 4,509,337
<b>Grand Total</b>	<b>\$ 35,291,531</b>	<b>\$ 54,144,778</b>

## Report on PCF Status – Year End 2023

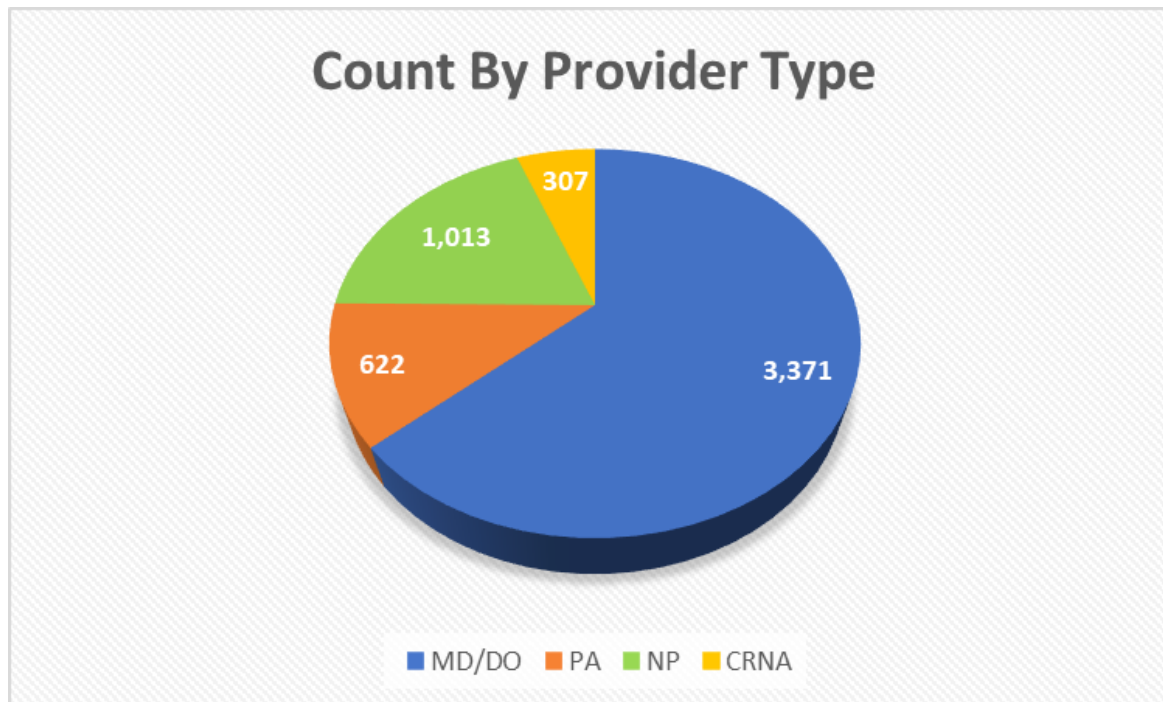
- Group Entities: 362 entities paying surcharges to PCF.
- Total of \$1,549,194 in entity surcharges.

### Top 10 Entities by Surcharge

Provider	Surcharge
Southwest Medical Associates LLC	\$ 197,469
New Mexico Orthopaedic Associates PC	\$ 94,176
Womens Specialists of New Mexico LTD	\$ 61,320
APP of New Mexico ED, PLLC	\$ 49,789
IPC HEALTHCARE INC	\$ 49,014
New Mexico Heart Institute LLC	\$ 46,383
MAIN STREET ANESTHESIA OF NEW MEXICO	\$ 43,412
X-Ray Associates of New Mexico PC	\$ 34,914
OptumCare New Mexico, LLC	\$ 32,550
Radiology Associates of Albuquerque PA	\$ 27,753
SOUTHWEST EMERGENCY MEDICAL ASSOCIATES OF NEW	\$ 26,977
Covenant Medical Group	\$ 25,029

## Report on PCF Status – Year End 2023

- Individual Providers: 5,313 total Qualified Healthcare Providers





## 2024 Preliminary Numbers

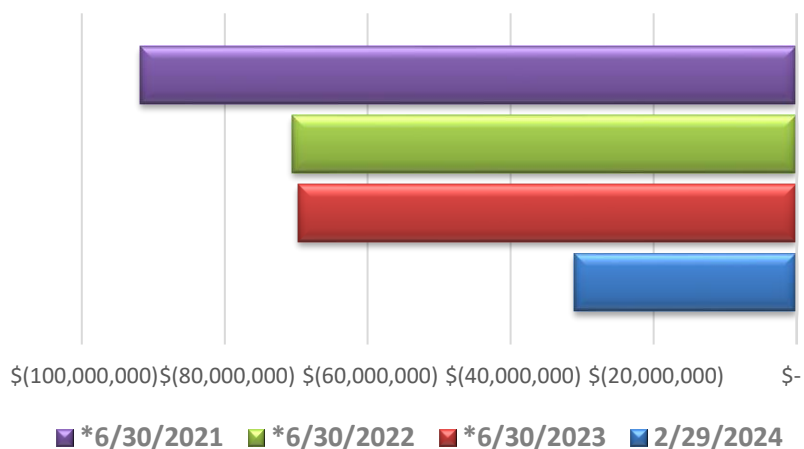
- **\$114,499,194 in total surcharges collected (53% increase)**
  - **\$54,211,847 hospital**
  - **\$57,813,480 individuals**
  - **\$2,473,868 entity**
- **\$57,813,480 in individual provider surcharges**
  - **\$43,385,593 agent**
  - **\$14,427,887 independent**
- **4,810 individual providers enrolled (decrease of ~500 providers)**

# FINANCIAL – BALANCE SHEET

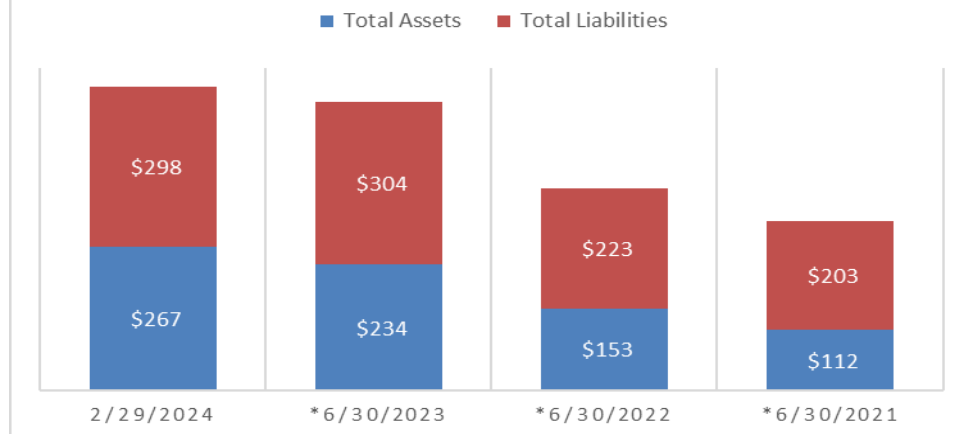
# Report on PCF Status – Balance Sheet

As Of:	2/29/2024	*6/30/2023	*6/30/2022	*6/30/2021	*6/30/2020
<b>ASSETS</b>					
Cash	\$ 225,254,906	\$ 192,043,106	\$ 110,569,668	\$ 65,192,363	\$ 60,526,150
Investments	\$ 41,852,957	\$ 41,852,954	\$ 39,680,489	\$ 45,879,766	\$ 39,821,873
Other	\$ -	\$ -	\$ 2,412,025	\$ 518,063	\$ 594,386
<b>Total Assets</b>	<b>\$ 267,107,863</b>	<b>\$ 233,896,060</b>	<b>\$ 152,662,182</b>	<b>\$ 111,590,192</b>	<b>\$ 100,942,409</b>
<b>LIABILITIES</b>					
Long-term Claim	\$ 260,266,444	\$ 260,266,474	\$ 193,989,169	\$ 187,588,942	\$ 159,929,164
Other	\$ 556,942	\$ 5,440,586	\$ 2,246,720	\$ 4,030,173	\$ 673,566
Deferred revenue	\$ 37,382,255	\$ 37,852,282	\$ 26,965,065	\$ 11,833,977	\$ 11,564,558
<b>Total Liabilities</b>	<b>\$ 298,205,640</b>	<b>\$ 303,559,342</b>	<b>\$ 223,200,954</b>	<b>\$ 203,453,092</b>	<b>\$ 172,167,288</b>
<b>NET POSITION</b>					
	\$ (31,097,777)	\$ (69,663,282)	\$ (70,538,772)	\$ (91,862,900)	\$ (71,224,879)
<b>Total Liabilities and Net Position</b>	<b>\$ 267,107,863</b>	<b>\$ 233,896,060</b>	<b>\$ 152,662,182</b>	<b>\$ 111,590,192</b>	<b>\$ 100,942,409</b>

## Deficit



## ASSETS & LIABILITIES - IN MILLIONS

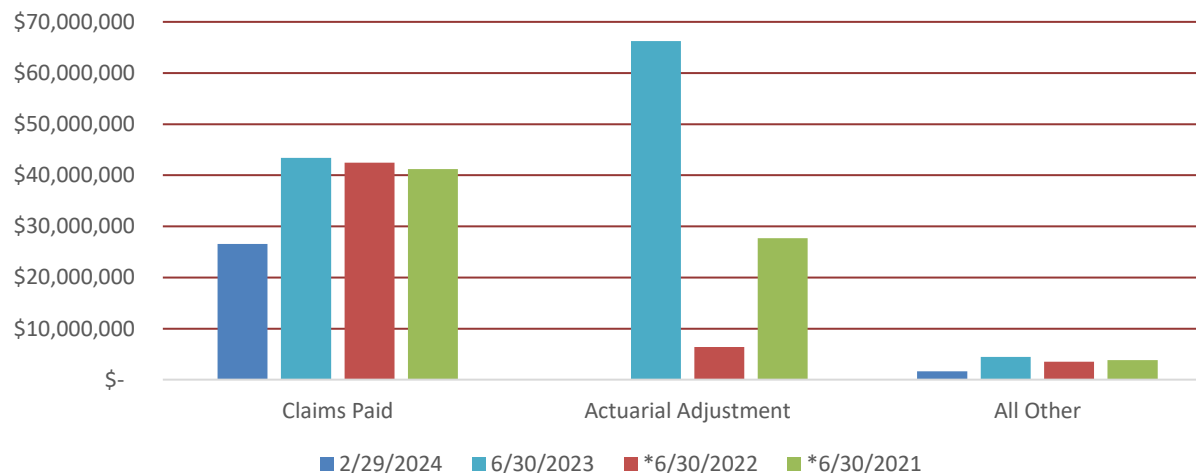


# Report on PCF Status - Expenses

Your Partner in Risk Management

Expense	For the Eight Months Ended,	For the Year Ended,			
	2/29/2024	*6/30/2023	*6/30/2022	*6/30/2021	*6/30/2020
Claims Paid	\$ 26,554,993	\$ 43,398,695	\$ 42,484,641	\$ 41,200,659	\$ 24,843,894
Actuarial Adjustment	\$ -	\$ 66,277,305	\$ 6,400,197	\$ 27,659,778	\$ 40,929,164
Other	\$ 161,272	\$ 2,251,401	\$ 2,444,466	\$ 2,418,931	\$ 2,503,718
Contractual	\$ 943,104	\$ 1,335,363	\$ 926,410	\$ 415,942	\$ 302,361
Intra-agency	\$ 272,200	\$ 816,500		\$ 816,500	\$ 616,700
Personnel	\$ 21,866	\$ 37,254	\$ 136,870	\$ 205,966	\$ 248,143
<b>Total Expense</b>	<b>\$ 27,953,435</b>	<b>\$ 114,116,518</b>	<b>\$ 52,392,584</b>	<b>\$ 72,717,776</b>	<b>\$ 69,443,980</b>

## Expense Comparison



**\*Audited**

# REPORT ON EXPERIENCE RATING PLAN FOR HOSPITALS AND OUTPATIENT FACILITIES

# UPDATE REGARDING 2024 LEGISLATIVE SESSION AND IMPACT ON PCF

# RATE HEARING SCHEDULE

## Actuarial Study – Important Dates

- *Receive Draft on or around July 15, 2024.*
- *Will schedule a meeting for Pinnacle to present data to PCF Advisory Board.*
- *Rate hearing takes place on September 5, 2024. Scheduled to begin at 1:00 PM.*
- *Interested parties must file for intervenor status by August 5, 2024.*
- *Superintendent must promulgate 2025 rates by October 31, 2024.*
- *Rates take effect January 1, 2025.*



## Agenda

- Call to Order – Roll call/Approval of Agenda and Minutes
- Report on PCF Status
  - Number of Participants and Change
  - Expenses
  - Surcharges Collected
  - Balance Sheet
- Report on Experience Rating Plan for Hospitals and Outpatient Facilities
- Update Regarding 2024 Legislative Session and Impact on PCF
- Discuss Rate Hearing Schedule
- Public Comment
- Adjournment